




Hubbardston
Massachusetts

FY2024 QUARTER 3 REPORT

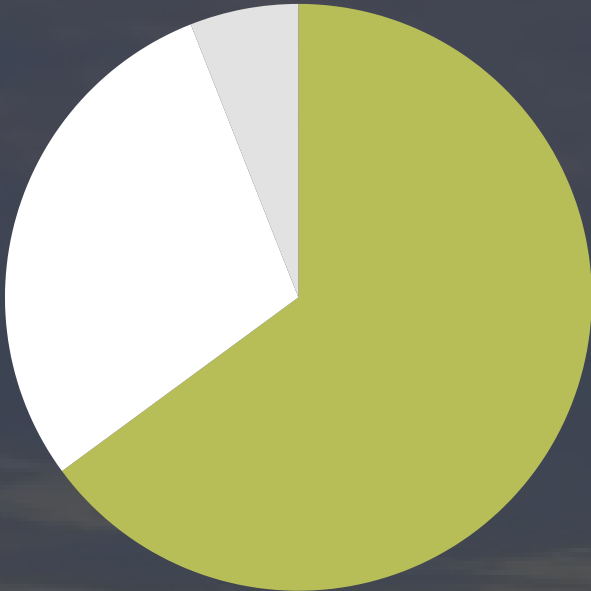
January 1, 2024– March 31, 2024

This report was prepared by Hubbardston Finance Management Team and the Office of the Town Administrator. If you have comments or questions regarding this report, please contact Nathan R. Boudreau, Town Administrator, at admin@hubbardstonma.us or 978-928-1400 x200.



REVENUE STATEMENT

■ Taxes
 ■ Local Receipts
 ■ State Aid



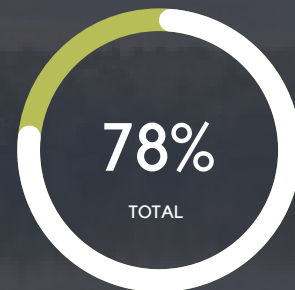


Hubbardston's year-to-date (YTD) revenue collections stand at \$8,181,264.85. This represents 78% of the \$10.5 million total budgeted for the full fiscal year. Comparing these YTD actuals to the initial revenue projections shows that performance is largely on track with seasonal expectations so far.

As we move into the final quarter of the fiscal year, revenue categories exceeding 75% of the budget are progressing as anticipated.

The charts on this page provide a detailed breakdown of revenue sources and the percentage of the full-year budget that has been received:

Q3 VS FORECAST

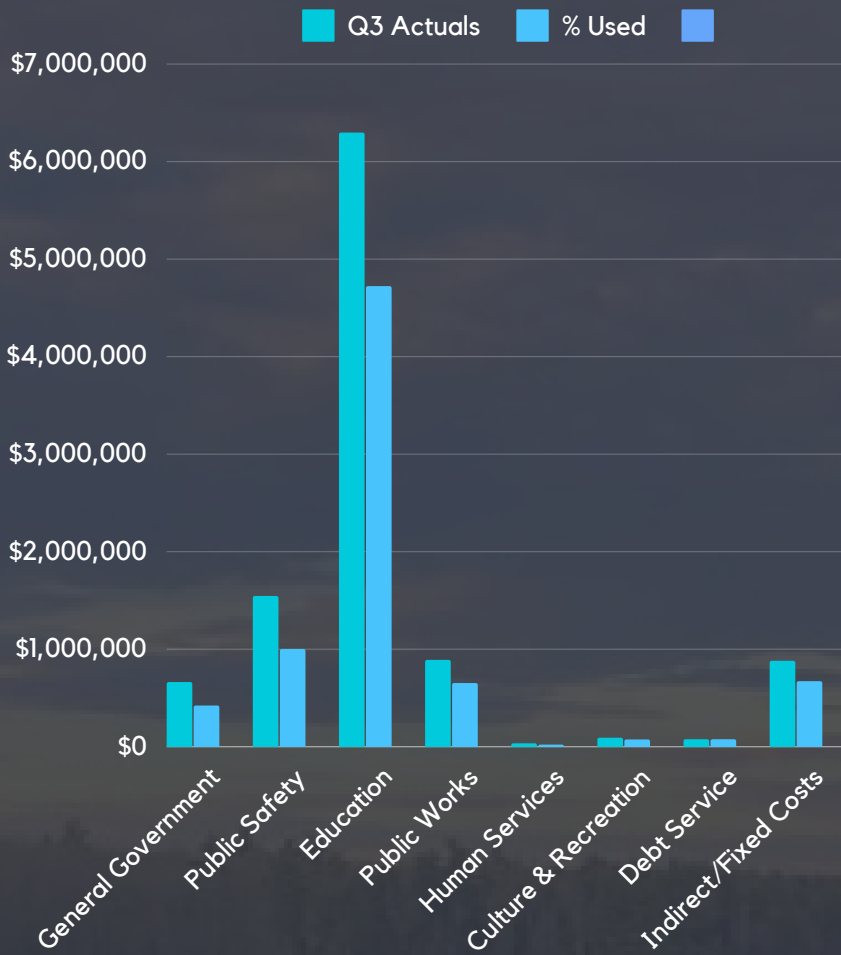


A handful of specific revenue lines require ongoing monitoring and will need to be assessed for potential shortfalls. Moreover, some miscellaneous fines and permits have surpassed initial projections, possibly signaling a need to adjust future estimates in those areas.

In general, the Q3 revenue data implies that Hubbardston's budget and collections are primarily in sync. The town will continue analyzing actual receipts against projections monthly throughout the final quarter, enabling the early detection of any emerging issues and the implementation of corrective measures if needed.

	Q1	Q2	Q3	Q4	Total
Taxes	\$2,056,506.26	\$1,884,093.24	\$2,375,005.70		\$6,315,605.20
Local Receipts	\$158,365.68	\$150,793.26	\$1,064,866.71		\$1,374,025.65
State Aid	\$162,216.00	\$110,637.00	\$218,781.00		\$491,634.00
Total	\$2,377,087.94	\$2,145,523.50	\$3,658,653.41	\$0.00	\$8,181,264.85

EXPENDITURE STATEMENT



Closely monitoring spending is essential for municipal fiscal oversight, just as much as tracking revenue projections. Comparing third-quarter expenditures to annual budget figures allows Hubbardston to ensure that actual costs align with approved finances, enabling budget adjustments for the remainder of the fiscal year when necessary.

Scrutinizing expenses at the end of the third quarter offers financial accountability and transparency to taxpayers concerning the use of public funds. Recognizing unusual spending patterns at this juncture helps prevent minor issues from escalating into significant problems down the line. Regular Q3 spending analysis also guides data-driven resource allocation and staffing decisions for the final quarter of the year.

Given the constraints of tight budgets and increasing costs, comprehensive expense reporting and oversight are crucial for the responsible management of limited resources. .

Department	FY24 Budget	Q3 Actuals	% Used
General Government	\$663,496	\$422,741	63.71%
Public Safety	\$1,546,102	\$1,002,419	64.83%
Education	\$6,297,701	\$4,723,276	75.00%
Public Works	\$890,733	\$653,325	73.36%
Human Services	\$35,117	\$21,957	62.52%
Culture & Recreation	\$92,553	\$74,651	80.65%
Debt Service	\$77,110	\$76,960	99.81%
Indirect/Fixed Costs	\$881,670	\$672,400	76.27%

EXPENDITURE BREAKDOWN

General Government	FY24 Budget	FY24 Actuals	% Used
Moderator	\$100	\$0	0%
Select Board	\$77,161	\$37,409	48%
Town Administrator	\$117,200	\$84,664	72%
Finance Committee	\$30,000	\$168	1%
Town Accountant	\$44,800	\$17,299	39%
Assessors	\$81,775	\$62,859	77%
Treasurer/Collector	\$126,824	\$89,078	70%
Information Tech	\$76,000	\$58,276	77%
Town Clerk	\$61,995	\$43,828	71%
Building Maintenance	\$47,640	\$37,566	79%
TOTAL	\$663,496	\$431,147	65%

Public Safety	FY24 Budget	FY24 Actuals	% Used
Police	\$707,605	\$514,407	73%
Fire	\$525,283	\$390,613	74%
Ambulance	\$70,445	\$47,431	67%
Land Use	\$92,436	\$55,948	61%
Emergency Mgmt	\$2,489	\$2,137	86%
Animal Control	\$18,944	\$18,945	100%
Tree Warden	\$1,900	\$950	50%
Dispatch	\$125,000	\$117,411	94%
TOTAL	\$1,546,102	\$1,147,841	74%

Education	FY24 Budget	FY24 Actuals	% Used
Quabbin Regional	\$5,820,065	\$4,365,049	75%
Quabbin Debt	\$30,225	\$22,669	75%
Montachusets Voc.	\$447,411	\$335,558	75%

PUBLIC WORKS			
DPW	\$655,333	\$463,288	71%
Snow & Ice	\$235,400	\$180,317	77%
TOTAL	\$890,733	\$643,605	72%

Council on Aging	\$21,267	\$16,502	78%
Veterans Services	\$13,850	\$5,455	39%

CULTURE & REC			
Library	\$88,753	\$71,583	81%
Parks Commission	\$2,500	\$2,174	87%
Agricultural Comm	\$300	\$0	0%
Historical Comm	\$200	\$0	0%
TOTAL	\$91,753	\$73,757	80%

Debt Principal	\$62,625	\$62,476	100%
Debt Interest	\$14,485	\$14,485	100%
TOTAL	\$77,110	\$76,960	100%
State Assessments	\$9,952	\$4,986	50%
Worcester Retirement	\$411,025	\$411,025	100%
Unemployment	\$15,000	\$1,536	10%
Health Insurance	\$213,360	\$165,914	78%
Medicare	\$32,706	\$23,759	73%
Liability Insurance	\$143,280	\$146,351	102%
TOTAL	\$825,323	\$753,570	91%

The total FY24 budget for the Town of Hubbardston stands at \$10.5 million, with Education constituting the largest portion at 60%. Public Safety follows as the next most significant category at 15%, then Public Works at 8% and General Government at 6%. By the end of Q3, the town has spent \$7,647,728, which amounts to 73% of the total budget, aligning with expectations for the third quarter of the fiscal year.

Wrapping Up As we conclude the third quarter of fiscal year 2024, we extend our appreciation for your interest in and dedication to Hubbardston's financial well-being. This Q3 report encapsulates Hubbardston's budget compliance and expenditures after three quarters, during which we meticulously monitored spending patterns and trends. The finance team will persist in diligent tracking and analysis through the end of the year to maintain responsible spending and adequate services for Hubbardston residents. We are committed to full transparency and accountability in our budgeting and finance operations.

Please feel at ease to contact us anytime with questions or feedback as we strive to ensure alignment of actual costs and approved finances. The year-end report will be published after June 30th to offer a final update on our financial status for the complete fiscal year. We value your time in staying informed about our town's essential budget details and fiscal stewardship.

Questions?

Kelli Pontbriand
Town Accountant
978-928-1400 x206
tacct@hubbardstonma.us

Nathan R. Boudreau
Town Administrator
978-928-1400 x200
admin@hubbardstonma.us

Mary Leroux
Treasurer Collector
978-928-1400 x207
treas@hubbardstonma.us

REVENUE
JULY - MARCH 2024

Account Number	Description	DOR Approved Budget	Received	Remaining	
1000-000-4110-2023	PERSONAL PROPERTY - 2023		\$ 18,825.38		
1000-000-4110-2024	PERSONAL PROPERTY - 2024		\$ 218,782.79		
	TOTAL PERSONAL PROPERTY	\$ 299,036.28	\$ 237,608.17	\$ 61,428.11	79%
1000-000-4120-2022	REAL ESTATE - 2022		\$ (459.47)		
1000-000-4120-2023	REAL ESTATE - 2023		\$ 42,424.84		
1000-000-4120-2024	REAL ESTATE - 2024		\$ 6,036,031.66		
	TOTAL REAL ESTATE TAXES	\$ 8,124,361.52	\$ 6,077,997.03	\$ 2,046,364.49	75%
	TOTAL PP & RE TAXES	\$ 8,423,397.80	\$ 6,315,605.20	\$ 2,107,792.60	75%
1000-000-4150-2019	MOTOR VEHICLE EXCISE - 2019		\$ 230.00		
1000-000-4150-2020	MOTOR VEHICLE EXCISE - 2020		\$ 161.57		
1000-000-4150-2021	MOTOR VEHICLE EXCISE - 2021		\$ 2,718.10		
1000-000-4150-2022	MOTOR VEHICLE EXCISE - 2022		\$ 9,581.91		
1000-000-4150-2023	MOTOR VEHICLE EXCISE - 2023		\$ 88,247.32		
1000-000-4150-2024	MOTOR VEHICLE EXCISE - 2024		\$ 500,673.75		
	TOTAL MOTOR VEHICLE EXCISE	\$ 705,000.00	\$ 601,612.65	\$ 103,387.35	85%
1000-000-4170-0000	PENALTIES & INTEREST PROPERTY TAX	\$ 15,000.00	\$ 10,158.77	\$ 4,841.23	68%
1000-000-4171-0000	PENALTIES & INTEREST EXCISE TAX	\$ 9,000.00	\$ 5,326.16	\$ 3,673.84	59%
1000-000-4180-0000	PAYMENT IN LIEU OF TAXES	\$ 400,000.00	\$ 425,800.95	\$ (25,800.95)	106%
1000-000-4240-0000	AMBULANCE REVENUE	\$ 150,000.00	\$ 139,212.90	\$ 10,787.10	93%
1000-000-4320-0000	COLLECTOR FEES	\$ 28,000.00	\$ 17,366.00	\$ 10,634.00	62%
1000-000-4320-0002	TREASURER FEES	\$ 100.00	\$ 25.00	\$ 75.00	25%
1000-000-4320-0003	TAX LIEN FEES	\$ 13,000.00	\$ 5,740.00	\$ 7,260.00	44%
1000-000-4320-0006	POLICE FEES	\$ 10,000.00	\$ 3,266.70	\$ 6,733.30	33%
1000-000-4320-0007	FIRE FEES	\$ 6,000.00	\$ 3,816.00	\$ 2,184.00	64%
1000-000-4320-0008	HIGHWAY FEES	\$ 1,300.00	\$ 375.00	\$ 925.00	29%
1000-000-4320-0009	BOARD OF HEALTH FEES	\$ 7,500.00	\$ 12,251.00	\$ (4,751.00)	163%
1000-000-4320-0010	ASSESSORS FEES	\$ 100.00	\$ 22.00	\$ 78.00	22%
1000-000-4320-0011	TOWN CLERK FEES	\$ 4,000.00	\$ 1,365.00	\$ 2,635.00	34%
1000-000-4320-0012	MISCELLANEOUS FEES	\$ -	\$ 873.14	\$ (873.14)	
1000-000-4410-0000	ALCOHOL LICENSE	\$ 3,275.00	\$ 3,340.00	\$ (65.00)	102%
1000-000-4420-0000	DOG LICENSE	\$ 5,000.00	\$ 6,650.00	\$ (1,650.00)	133%
1000-000-4410-0001	MISCELLANEOUS LICENSE	\$ 575.00	\$ 100.00	\$ 475.00	17%
1000-000-4450-0000	BUILDING PERMITS	\$ 50,000.00	\$ 16,571.62	\$ 33,428.38	33%
1000-000-4450-0001	GAS PERMITS	\$ 1,000.00	\$ 1,188.00	\$ (188.00)	0%

1000-000-4450-0002	WIRING PERMITS	\$	4,100.00	\$	5,642.20	\$	(1,542.20)	138%
1000-000-4450-0003	PLUMBING PERMITS	\$	1,000.00	\$	810.35	\$	189.65	81%
1000-000-4450-0004	MISCELLANEOUS PERMITS	\$	-	\$	(100.00)	\$	100.00	#DIV/0!
1000-000-4660-0004	RMV COURT STATE FEES	\$	1,000.00	\$	1,425.00	\$	(425.00)	143%
1000-000-4660-0005	REGISTRY FEES	\$	2,000.00	\$	852.50	\$	1,147.50	43%
1000-000-4770-0000	FINES AND FORFEITS	\$	-	\$	175.00	\$	(175.00)	
1000-000-4820-0000	EARNINGS ON INVESTMENTS	\$	6,000.00	\$	10,351.14	\$	(4,351.14)	173%
1000-000-4142-0000	TAX LIENS	\$	-	\$	60,665.65	\$	(60,665.65)	0%
1000-000-4172-0000	PENALTIES & INTEREST TAX LIENS	\$	-	\$	33,278.21	\$	(33,278.21)	0%
1000-000-4840-0000	MISCELLANEOUS REVENUE	\$	3,500.00	\$	5,864.71	\$	(2,364.71)	168%
TOTAL LOCAL RECEIPTS		\$	1,426,450.00	\$	1,374,025.65	\$	52,424.35	96%

1000-000-4660-0000	UNRESTRICTED GOVERNMENT AID	\$	538,504.00	\$	401,382.00	\$	137,122.00	75%
1000-000-4660-0001	VETERANS & ELDERLY EXEMPTION	\$	24,861.00	\$	3,384.00	\$	21,477.00	14%
1000-000-4660-0002	STATE OWNED LAND	\$	115,957.00	\$	86,868.00	\$	29,089.00	75%
1000-000-4660-0003	VETERANS BENEFITS	\$	365.00	\$	-	\$	365.00	0%
TOTAL STATE AID		\$	679,687.00	\$	491,634.00	\$	188,053.00	72%

1000-000-4970-0000	OFFSET LIBRARY GRANT	\$	11,114.00			\$	11,114.00	0%
GRAND TOTAL OF GENERAL FUND BUDGET		\$	10,540,648.80	\$	8,181,264.85	\$	2,359,383.95	78%

2000-000-4840-0000	PEG ACCESS FUNDS			\$	(5,046.98)			
2280-000-4840-0000	WETLANDS PROTECTION			\$	67.50			
2460-000-4120-2023	CPA TAX - 2023			\$	379.61			
2460-000-4120-2024	CPA TAX - 2024			\$	65,906.64			
2460-000-4142-0000	TAX LIENS			\$	362.05			
2460-000-4170-0000	PENALTIES & INTEREST TAXES			\$	366.18			
2460-000-4660-0000	CPA STATE MATCH			\$	17,256.00			
2460-000-4820-0000	EARNINGS ON INVESTMENTS			\$	9,781.88			
				Total	\$	94,052.36		
2481-000-4840-0000	HOLDEN HOSPITAL			\$	9,194.00			
2500-000-4820-0000	STABILIZATION			\$	23,357.20			
2500-000-4970-0000	TRANSFER IN FROM GENERAL FUND							
2501-000-4820-0000	CAPITAL STABILIZATION			\$	7,625.23			

2501-000-4970-0000	TRANSFER IN FROM GENERAL FUND		
2605-000-4840-0000	COA DONATIONS	\$	40,150.00
2610-000-4840-0000	LIBRARY DONATIONS	\$	2,762.06
2611-000-4840-0000	MEMORIAL DAY DONATION	\$	195.00
2612-000-4840-0000	OPEN SPACE DONATION	\$	100.00
2614-000-4840-0000	PD GIFT ACCOUNT	\$	1.86
2616-000-4840-0000	VETERANS MEMORIAL	\$	70.07
2700-000-4320-0000	BOH REVOLVING	\$	299.00
2703-000-4320-0000	CONSERVATION REVOLVING	\$	910.98
2704-000-4320-0000	DRIVEWAY PERMIT REVOLVING	\$	7,800.00
2706-000-4320-0000	GRAVE OPENINGS REVOLVING	\$	2,700.00
2709-000-4840-0000	MART REVOLVING	\$	20,943.10
2710-000-4450-0000	OPEN BURNING PERMIT REVOLVING	\$	3,070.00
2711-000-4320-0000	PLANNING BD REVOLVING	\$	925.00
2712-000-4450-0000	PLUMBING & GAS INSPECTION REVOLVING	\$	6,016.65
2714-000-4320-0000	RECYCLING REVOLVING	\$	1,106.00
2715-000-4320-0000	SEPTIC REVOLVING	\$	6,815.00
2716-000-4840-0000	SPECIAL EVENTS REVOLVING	\$	5,590.00
2718-000-4450-0000	WIRE INSPECTOR REVOLVING	\$	17,018.60
2719-000-4450-0000	RECREATION REVOLVING		
2719-000-4820-0000	RECREATION INTEREST	\$	2.55

2760-000-4190-2024	TITLE V - 2024	\$	1,439.05
2760-000-4191-2024	TITLE V COMM INT - 2023	\$	1,031.72
2760-000-4820-0000	TITLE V BANK INTEREST	\$	4,473.84
2760-000-4840-0000	TITLE V INCOME	\$	1,068.50
2760-000-4841-0000	TITLE V NOT DUE YET	\$	6,082.84
Total		\$	14,095.95
<hr/>			
2904-000-4600-0000	WRAP GRANT	\$	1,787.72
2921-000-4540-0000	ARPA FUNDS	\$	-
2921-000-4820-0000	ARPA FUND INTEREST	\$	1,431.95
Total		\$	1,431.95
<hr/>			
2931-000-4680-0000	ELECTION GRANT	\$	315.00
2933-000-4680-0000	COMMUNITY COMPACT IT	\$	76,500.00
2957-000-4600-0000	BARRE SAVINGS COA GRANT	\$	3,000.00
2990-000-4840-0000	CULTURAL COUNCIL STATE GRANT	\$	6,600.00
2991-000-4680-0000	ELDER FORMULA GRANT	\$	17,052.00
2992-000-4680-0000	LIBRARY STATE AID	\$	5,531.73
2996-000-4680-0000	STRUCTURAL FIREFIGHTER GEAR GRANT	\$	12,500.00
3000-000-4680-0000	CHAPTER 90	\$	424,173.08
5300-000-4820-0000	EVERGREEN CEMETERY TRUST	\$	2,287.23
5301-000-4820-0000	CLARK CEMETERY TRUST	\$	114.14
5302-000-4820-0000	FOREST HILL CEMETERY TRUST	\$	115.79
5303-000-4820-0000	WARREN CEMETERY TRUST	\$	274.46
5304-000-4820-0000	PINE GROVE CEMETERY TRUST	\$	724.86

5305-000-4820-0000	RURAL GLENN CEMETERY TRUST	\$	2,078.18
5306-000-4820-0000	BROOKSIDE CEMETERY TRUST	\$	5,795.42
5307-000-4820-0000	GREENWOOD CEMETERY TRUST	\$	659.79
5308-000-4820-0000	LOVEWELL CEMETERY TRUST	\$	43.01
5309-000-4820-0000	BROOKSIDE SALE OF LOTS	\$	200.00
5310-000-4820-0000	NEW LAND CEMETERY TRUST	\$	56.83
8500-000-4820-0000	C. FAIRMAN COMMON TRUST	\$	533.66
8501-000-4820-0000	FREETOWN LIBRARY TRUST	\$	1,375.19
8502-000-4820-0000	BUFFUM LIBRARY TRUST	\$	357.22
8503-000-4820-0000	CHURCH LIBRARY TRUST	\$	200.87
8504-000-4820-0000	CLARK LIBRARY TRUST	\$	86.86
8505-000-4820-0000	HONOR ROLL FUND	\$	160.40
8506-000-4820-0000	HUBBARDSTON COMM PARK FUND	\$	147.09
8507-000-4820-0000	SCHOLARSHIP FUND	\$	5,282.25
8508-000-4820-0000	HUBBARDSTON PRESERVATION TRUST	\$	2,225.80
8510-000-4820-0000	HUBBARDSTON SCHOOL FUND	\$	472.50
8511-000-4820-0000	GB SCHOLARSHIP FUND	\$	2,122.27
Total		\$	9,015,291.28

Group as: ****_***_****_****

Parameters: Fiscal Year: 2024 Start Date: 07/01/2023 end: 03/31/2024

Ledger History - Allocated Summary - Expenditure Ledger

Account Number	Name	Allocated	Expended	Ending	% Var.
Group 1: Segment 1: Fund		Code: 1000 - GENERAL FUND			
Group 2: Segment 2: Department		114 - MODERATOR			
1000-114-5100-0000	PERSONNEL	100.00	0.00	100.00	0.00
Total Group 2: Segment 2: Department		100.00	0.00	100.00	0.00
Group 2: Segment 2: Department		122 - SELECTMAN			
1000-122-5100-0000	PERSONNEL	28,111.20	-19,762.04	8,349.16	70.30
1000-122-5110-0000	EMPLOYEE SUPPORT	800.00	-293.02	506.98	36.63
1000-122-5200-0000	SERVICES	42,750.00	-15,732.87	27,017.13	36.80
1000-122-5400-0000	SUPPLIES	5,500.00	-1,621.22	3,878.78	29.48
Total Group 2: Segment 2: Department		77,161.20	-37,409.15	39,752.05	48.48
Group 2: Segment 2: Department		129 - TOWN ADMINISTRATOR			
1000-129-5100-0000	PERSONNEL	110,000.00	-80,120.44	29,879.56	72.84
1000-129-5110-0000	EMPLOYEE SUPPORT	7,200.00	-4,543.83	2,656.17	63.11
Total Group 2: Segment 2: Department		117,200.00	-84,664.27	32,535.73	72.24
Group 2: Segment 2: Department		131 - FINANCE COMMITTEE			
1000-131-5110-0000	COMMITTEE SUPPORT	0.00	-168.00	-168.00	0.00
1000-131-5700-0000	RESERVE FUND	30,000.00	0.00	30,000.00	0.00
Total Group 2: Segment 2: Department		30,000.00	-168.00	29,832.00	0.56
Group 2: Segment 2: Department		135 - ACCOUNTANT			
1000-135-5110-0000	EMPLOYEE SUPPORT	1,500.00	-551.24	948.76	36.75
1000-135-5200-0000	SERVICES	43,000.00	-16,542.19	26,457.81	38.47
1000-135-5400-0000	SUPPLIES	300.00	-205.38	94.62	68.46
Total Group 2: Segment 2: Department		44,800.00	-17,298.81	27,501.19	38.61
Group 2: Segment 2: Department		141 - ASSESSOR			
1000-141-5100-0000	PERSONNEL	0.00	0.00	0.00	0.00
1000-141-5110-0000	EMPLOYEE SUPPORT	275.00	0.00	275.00	0.00
1000-141-5200-0000	SERVICES	81,500.00	-62,859.14	18,640.86	77.13
Total Group 2: Segment 2: Department		81,775.00	-62,859.14	18,915.86	76.87
Group 2: Segment 2: Department		149 - TREASURER/COLLECTOR			
1000-149-5100-0000	PERSONNEL	108,203.70	-76,517.63	31,686.07	70.72
1000-149-5110-0000	EMPLOYEE SUPPORT	870.00	-805.48	64.52	92.58
1000-149-5200-0000	SERVICES	8,300.00	-6,381.08	1,918.92	76.88
1000-149-5400-0000	SUPPLIES	7,450.00	-4,881.45	2,568.55	65.52
1000-149-5700-0000	OTHER	2,000.00	-492.50	1,507.50	24.63
Total Group 2: Segment 2: Department		126,823.70	-89,078.14	37,745.56	70.24
Group 2: Segment 2: Department		155 - INFORMATION TECHNOLOGY			
1000-155-5200-0000	SERVICES	76,000.00	-58,275.67	17,724.33	76.68

Group as: ****_**_****_****

Parameters: Fiscal Year: 2024 Start Date: 07/01/2023 end: 03/31/2024

Ledger History - Allocated Summary - Expenditure Ledger

Account Number	Name	Allocated	Expended	Ending	% Var.
Total Group 2: Segment 2: Department	155 - INFORMATION TECHNOLOGY	76,000.00	-58,275.67	17,724.33	76.68
Group 2: Segment 2: Department	161 - TOWN CLERK				
1000-161-5100-0000	PERSONNEL	50,875.00	-35,928.92	14,946.08	70.62
1000-161-5110-0000	EMPLOYEE SUPPORT	870.00	-150.00	720.00	17.24
1000-161-5200-0000	SERVICES	4,000.00	-3,006.87	993.13	75.17
1000-161-5400-0000	SUPPLIES	6,250.00	-4,742.07	1,507.93	75.87
Total Group 2: Segment 2: Department	161 - TOWN CLERK	61,995.00	-43,827.86	18,167.14	70.70
Group 2: Segment 2: Department	192 - BUILDING & MAINTENANCE				
1000-192-5100-0000	PERSONNEL	10,139.82	-7,069.43	3,070.39	69.72
1000-192-5200-0000	SERVICES	37,500.00	-30,496.72	7,003.28	81.32
Total Group 2: Segment 2: Department	192 - BUILDING & MAINTENANCE	47,639.82	-37,566.15	10,073.67	78.85
Group 2: Segment 2: Department	210 - POLICE				
1000-210-5100-0000	PERSONNEL	638,835.00	-465,096.67	173,738.33	72.80
1000-210-5110-0000	EMPLOYEE SUPPORT	31,050.00	-25,779.22	5,270.78	83.02
1000-210-5200-0000	SERVICES	26,070.00	-16,995.52	9,074.48	65.19
1000-210-5400-0000	SUPPLIES	11,650.00	-6,535.24	5,114.76	56.10
Total Group 2: Segment 2: Department	210 - POLICE	707,605.00	-514,406.65	193,198.35	72.70
Group 2: Segment 2: Department	220 - FIRE				
1000-220-5100-0000	PERSONNEL	467,783.48	-345,741.83	122,041.65	73.91
1000-220-5110-0000	EMPLOYEE SUPPORT	2,500.00	-2,499.48	0.52	99.98
1000-220-5200-0000	SERVICES	23,000.00	-20,384.98	2,615.02	88.63
1000-220-5400-0000	SUPPLIES	24,000.00	-14,004.07	9,995.93	58.35
1000-220-5700-0000	OTHER	8,000.00	-7,982.33	17.67	99.78
Total Group 2: Segment 2: Department	220 - FIRE	525,283.48	-390,612.69	134,670.79	74.36
Group 2: Segment 2: Department	231 - AMBULANCE				
1000-231-5200-0000	SERVICES	48,245.00	-30,230.82	18,014.18	62.66
1000-231-5400-0000	SUPPLIES	14,700.00	-12,468.39	2,231.61	84.82
1000-231-5700-0000	OTHER	7,500.00	-4,731.49	2,768.51	63.09
Total Group 2: Segment 2: Department	231 - AMBULANCE	70,445.00	-47,430.70	23,014.30	67.33
Group 2: Segment 2: Department	241 - LAND USE				
1000-241-5100-0000	PERSONNEL	88,910.00	-53,885.38	35,024.62	60.61
1000-241-5110-0000	EMPLOYEE SUPPORT	500.00	-150.00	350.00	30.00
1000-241-5200-0000	SERVICES	1,526.00	-1,526.00	0.00	100.00
1000-241-5400-0000	SUPPLIES	1,500.00	-386.77	1,113.23	25.78
Total Group 2: Segment 2: Department	241 - LAND USE	92,436.00	-55,948.15	36,487.85	60.53
Group 2: Segment 2: Department	291 - EMERGENCY MANAGEMENT				
1000-291-5100-0000	PERSONNEL	1,156.00	-1,100.00	56.00	95.16

Group as: ****_***_****_****

Parameters: Fiscal Year: 2024 Start Date: 07/01/2023 end: 03/31/2024

Ledger History - Allocated Summary - Expenditure Ledger

Account Number	Name	Allocated	Expended	Ending	% Var.
1000-291-5110-0000	EMPLOYEE SUPPORT	500.00	-500.00	0.00	100.00
1000-291-5400-0000	SUPPLIES	833.00	-536.89	296.11	64.45
Total Group 2: Segment 2: Department	291 - EMERGENCY MANAGEMENT	2,489.00	-2,136.89	352.11	85.85
Group 2: Segment 2: Department	292 - ANIMAL CONTROL				
1000-292-5200-0000	SERVICES	18,944.00	-18,945.00	-1.00	100.01
Total Group 2: Segment 2: Department	292 - ANIMAL CONTROL	18,944.00	-18,945.00	-1.00	100.01
Group 2: Segment 2: Department	294 - TREE WARDEN				
1000-294-5100-0000	PERSONNEL	1,900.00	-950.00	950.00	50.00
Total Group 2: Segment 2: Department	294 - TREE WARDEN	1,900.00	-950.00	950.00	50.00
Group 2: Segment 2: Department	299 - DISPATCH SERVICES				
1000-299-5200-0000	SERVICES	125,000.00	-117,410.83	7,589.17	93.93
Total Group 2: Segment 2: Department	299 - DISPATCH SERVICES	125,000.00	-117,410.83	7,589.17	93.93
Group 2: Segment 2: Department	300 - SCHOOL				
1000-300-5700-0000	QUABBIN REGIONAL SCHOOL ASSESSMENT	5,820,064.79	-4,365,048.60	1,455,016.19	75.00
1000-300-5701-0000	QUABBIN REGIONAL CENTER ROOF REPAIR	30,225.49	-22,669.12	7,556.37	75.00
1000-300-5702-0000	MONTACHUSETT REGIONAL ASSESSMENT	447,411.00	-335,558.23	111,852.77	75.00
Total Group 2: Segment 2: Department	300 - SCHOOL	6,297,701.28	-4,723,275.95	1,574,425.33	75.00
Group 2: Segment 2: Department	420 - DPW				
1000-420-5100-0000	PERSONNEL	365,775.03	-231,248.59	134,526.44	63.22
1000-420-5110-0000	EMPLOYEE SUPPORT	17,300.00	-11,232.58	6,067.42	64.93
1000-420-5200-0000	SERVICES	98,027.00	-78,886.71	19,140.29	80.47
1000-420-5400-0000	SUPPLIES	165,231.00	-140,656.57	24,574.43	85.13
1000-420-5600-0000	INTERGOVERNMENTAL	8,000.00	-800.00	7,200.00	10.00
1000-420-5700-0000	OTHER	1,000.00	-463.70	536.30	46.37
Total Group 2: Segment 2: Department	420 - DPW	655,333.03	-463,288.15	192,044.88	70.70
Group 2: Segment 2: Department	423 - SNOW & ICE				
1000-423-5100-0000	PERSONNEL	68,000.00	-31,743.49	36,256.51	46.68
1000-423-5200-0000	SERVICES	7,400.00	-7,400.00	0.00	100.00
1000-423-5400-0000	SUPPLIES	160,000.00	-141,173.37	18,826.63	88.23
Total Group 2: Segment 2: Department	423 - SNOW & ICE	235,400.00	-180,316.86	55,083.14	76.60
Group 2: Segment 2: Department	424 - STREET LIGHTS				
1000-424-5200-0000	SERVICES	6,000.00	-4,420.90	1,579.10	73.68
Total Group 2: Segment 2: Department	424 - STREET LIGHTS	6,000.00	-4,420.90	1,579.10	73.68
Group 2: Segment 2: Department	491 - CEMETERY				
1000-491-5400-0000	SUPPLIES	1,300.00	-1,300.00	0.00	100.00
Total Group 2: Segment 2: Department	491 - CEMETERY	1,300.00	-1,300.00	0.00	100.00
Group 2: Segment 2: Department	541 - SENIOR CENTER				

Group as: ****_***_****_****

Parameters: Fiscal Year: 2024 Start Date: 07/01/2023 end: 03/31/2024

Ledger History - Allocated Summary - Expenditure Ledger

Account Number	Name	Allocated	Expended	Ending	% Var.
1000-541-5100-0000	PERSONNEL	16,867.00	-13,008.54	3,858.46	77.12
1000-541-5200-0000	SERVICES	2,500.00	-2,194.70	305.30	87.79
1000-541-5400-0000	SUPPLIES	1,900.00	-1,299.20	600.80	68.38
Total Group 2: Segment 2: Department	541 - SENIOR CENTER	21,267.00	-16,502.44	4,764.56	77.60
Group 2: Segment 2: Department	543 - VETERANS				
1000-543-5110-0000	EMPLOYEE SUPPORT	650.00	0.00	650.00	0.00
1000-543-5200-0000	SERVICES	6,000.00	-5,454.65	545.35	90.91
1000-543-5400-0000	SUPPLIES	1,200.00	0.00	1,200.00	0.00
1000-543-5700-0000	OTHER	6,000.00	0.00	6,000.00	0.00
Total Group 2: Segment 2: Department	543 - VETERANS	13,850.00	-5,454.65	8,395.35	39.38
Group 2: Segment 2: Department	610 - LIBRARY				
1000-610-5100-0000	PERSONNEL	49,047.00	-37,717.68	11,329.32	76.90
1000-610-5110-0000	EMPLOYEE SUPPORT	310.00	-276.00	34.00	89.03
1000-610-5200-0000	SERVICES	19,510.00	-18,164.67	1,345.33	93.10
1000-610-5400-0000	SUPPLIES	19,886.00	-15,424.21	4,461.79	77.56
Total Group 2: Segment 2: Department	610 - LIBRARY	88,753.00	-71,582.56	17,170.44	80.65
Group 2: Segment 2: Department	630 - RECREATION				
1000-630-5400-0000	SUPPLIES	2,500.00	-2,174.28	325.72	86.97
Total Group 2: Segment 2: Department	630 - RECREATION	2,500.00	-2,174.28	325.72	86.97
Group 2: Segment 2: Department	690 - AGRICULTURAL COMMISSION				
1000-690-5400-0000	SUPPLIES	300.00	0.00	300.00	0.00
Total Group 2: Segment 2: Department	690 - AGRICULTURAL COMMISSION	300.00	0.00	300.00	0.00
Group 2: Segment 2: Department	691 - HISTORIAL COMMISSION				
1000-691-5400-0000	SUPPLIES	200.00	0.00	200.00	0.00
Total Group 2: Segment 2: Department	691 - HISTORIAL COMMISSION	200.00	0.00	200.00	0.00
Group 2: Segment 2: Department	750 - SHORT TERM INTEREST				
1000-750-5920-0000	PRINCIPAL ON SHORT TERM DEBT	62,625.00	-62,475.69	149.31	99.76
1000-750-5925-0000	SHORT TERM INTEREST	14,485.00	-14,484.65	0.35	100.00
Total Group 2: Segment 2: Department	750 - SHORT TERM INTEREST	77,110.00	-76,960.34	149.66	99.81
Group 2: Segment 2: Department	751 - LONG TERM PRINCIPAL				
1000-751-5910-0000	LONG TERM DEBT PRINCIPAL	50,000.00	-50,000.00	0.00	100.00
Total Group 2: Segment 2: Department	751 - LONG TERM PRINCIPAL	50,000.00	-50,000.00	0.00	100.00
Group 2: Segment 2: Department	820 - CHERRY SHEET CHARGES				
1000-820-5300-0000	AIR POLLUTION ASSESSMENT	1,285.00	-648.00	637.00	50.43
1000-820-5301-0000	REGIONAL TRANSIT ASSESSMENT	6,667.00	-3,336.00	3,331.00	50.04
1000-820-5302-0000	RMV ASSESSMENT	2,000.00	-1,002.00	998.00	50.10
Total Group 2: Segment 2: Department	820 - CHERRY SHEET CHARGES	9,952.00	-4,986.00	4,966.00	50.10

Group as: ****_**_****_****

Parameters: Fiscal Year: 2024 Start Date: 07/01/2023 end: 03/31/2024

Ledger History - Allocated Summary - Expenditure Ledger

Account Number	Name	Allocated	Expended	Ending	% Var.
Group 2: Segment 2: Department	911 - WORCESTER RETIREMENT				
1000-911-5700-0000	OTHER	411,025.00	-411,025.00	0.00	100.00
Total Group 2: Segment 2: Department	911 - WORCESTER RETIREMENT	411,025.00	-411,025.00	0.00	100.00
Group 2: Segment 2: Department	913 - UNEMPLOYMENT				
1000-913-5700-0000	OTHER	15,000.00	-1,536.00	13,464.00	10.24
Total Group 2: Segment 2: Department	913 - UNEMPLOYMENT	15,000.00	-1,536.00	13,464.00	10.24
Group 2: Segment 2: Department	914 - INSURANCE				
1000-914-5700-0000	OTHER	213,360.00	-165,913.87	47,446.13	77.76
Total Group 2: Segment 2: Department	914 - INSURANCE	213,360.00	-165,913.87	47,446.13	77.76
Group 2: Segment 2: Department	916 - MEDICARE				
1000-916-5700-0000	OTHER	32,706.00	-23,758.78	8,947.22	72.64
Total Group 2: Segment 2: Department	916 - MEDICARE	32,706.00	-23,758.78	8,947.22	72.64
Group 2: Segment 2: Department	945 - LIABILITY INSURANCE				
1000-945-5700-0000	OTHER	143,280.00	-146,350.92	-3,070.92	102.14
Total Group 2: Segment 2: Department	945 - LIABILITY INSURANCE	143,280.00	-146,350.92	-3,070.92	102.14
Group 2: Segment 2: Department	951 - SPECIAL ARTICLES				
1000-951-5720-0000	2020 ATM - MASTER PLAN CONSULTANT	6,000.00	0.00	6,000.00	0.00
1000-951-5722-0000	2020 ATM - LIBRARY FOUNDATION REPAIR	5,000.00	0.00	5,000.00	0.00
1000-951-5735-0000	2021 ATM - FIRE TURNOUT GEAR	3,133.36	-828.90	2,304.46	26.45
1000-951-5747-0000	2022 ATM - CEMETERY BACKPACK BLOWER	500.00	-500.00	0.00	100.00
1000-951-5751-0000	2022 ATM - RECREATION BASKETBALL COURT	8,000.00	0.00	8,000.00	0.00
1000-951-5752-0000	2022 ATM - TREASUER TAX TITLE RESEARCH	5,000.00	0.00	5,000.00	0.00
1000-951-5753-0000	2022 ATM - ENVIRONMENTAL STUDY MAP 03 LOT 57	37,721.32	0.00	37,721.32	0.00
1000-951-5755-0000	2022 STM - TOWN CENTER PROJECT	9,000.00	-8,400.00	600.00	93.33
1000-951-5756-0000	2023 ATM - ROAD REPAIRS	100,000.00	-100,000.00	0.00	100.00
1000-951-5757-0000	2023 ATM - DPW GARAGE ROOF REPAIR	85,000.00	-78,244.25	6,755.75	92.05
1000-951-5758-0000	2023 ATM - DPW DIRECTOR VEHICLE	55,000.00	-55,000.00	0.00	100.00
1000-951-5759-0000	2023 ATM - AMBULANCE REPLACEMENT	125,000.00	-125,000.00	0.00	100.00
1000-951-5760-0000	2023 ATM - LIBRARY ASSESSMENT	6,000.00	-5,200.00	800.00	86.67
1000-951-5761-0000	2023 ATM - TOWN OFFICE IT REPLACEMENTS	19,000.00	-9,396.35	9,603.65	49.45
1000-951-5762-0000	2023 ATM - BOILER REPLACE HUBB ELEMENTRY SCHOOL	50,000.00	0.00	50,000.00	0.00
1000-951-5763-0000	2023 ATM - BRINE PROJECT WITH TEMPLETON	12,000.00	-12,000.00	0.00	100.00
1000-951-5764-0000	2023 ATM - SCHOOL DEBT PAYMENT	1,714.00	0.00	1,714.00	0.00
1000-951-5765-0000	2023 FTM - PUMP REPLACEMENT HUBB SCHOOL	6,991.00	0.00	6,991.00	0.00
Total Group 2: Segment 2: Department	951 - SPECIAL ARTICLES	535,059.68	-394,569.50	140,490.18	73.74
Group 2: Segment 2: Department	990 - ENCUMBRANCE				
1000-990-5000-0000	PRIOR YEAR ENCUMBRANCE	11,585.00	-11,384.50	200.50	98.27

Group as: ****_***_****_****

Parameters: Fiscal Year: 2024 Start Date: 07/01/2023 end: 03/31/2024

Ledger History - Allocated Summary - Expenditure Ledger

Account Number	Name	Allocated	Expended	Ending	% Var.
Total Group 2: Segment 2: Department	990 - ENCUMBRANCE	11,585.00	-11,384.50	200.50	98.27
Total Group 1: Segment 1: Fund	Code: 1000 - GENERAL FUND	11,029,279.19	-8,333,788.80	2,695,490.39	75.56
Group 1: Segment 1: Fund	Code: 2000 - PEG ACCESS FUNDS				
Group 2: Segment 2: Department	000 - unnamed				
2000-000-5780-0000	PEG ACCESS FUNDS	30,000.00	-21,531.02	8,468.98	71.77
Total Group 2: Segment 2: Department	000 - unnamed	30,000.00	-21,531.02	8,468.98	71.77
Total Group 1: Segment 1: Fund	Code: 2000 - PEG ACCESS FUNDS	30,000.00	-21,531.02	8,468.98	71.77
Group 1: Segment 1: Fund	Code: 2001 - TRANSPORTATION NETWORK				
Group 2: Segment 2: Department	000 - unnamed				
2001-000-5780-0000	TRANSPORTATION NETWORK	52.80	0.00	52.80	0.00
Total Group 2: Segment 2: Department	000 - unnamed	52.80	0.00	52.80	0.00
Total Group 1: Segment 1: Fund	Code: 2001 - TRANSPORTATION NETWORK	52.80	0.00	52.80	0.00
Group 1: Segment 1: Fund	Code: 2280 - WETLANDS PROTECTION				
Group 2: Segment 2: Department	000 - unnamed				
2280-000-5780-0000	WETLANDS PROTECTION	15,790.76	0.00	15,790.76	0.00
Total Group 2: Segment 2: Department	000 - unnamed	15,790.76	0.00	15,790.76	0.00
Total Group 1: Segment 1: Fund	Code: 2280 - WETLANDS PROTECTION	15,790.76	0.00	15,790.76	0.00
Group 1: Segment 1: Fund	Code: 2460 - COMMUNITY PRESERVATION				
Group 2: Segment 2: Department	000 - unnamed				
2460-000-5200-0002	ATM 2019 - LIBRARY FOUNDATION FUND	8,000.00	0.00	8,000.00	0.00
2460-000-5200-0006	ATM 2016 - LIBRARY LONG RANGE PLAN	2,500.00	0.00	2,500.00	0.00
2460-000-5400-0004	ATM 2019 - CURTIS RECREATIONAL FIELD	10,554.82	0.00	10,554.82	0.00
2460-000-5400-0018	ATM 2021 - LIBRARY 1ST FLOOR REHAB	17,007.78	0.00	17,007.78	0.00
2460-000-5400-0019	ATM 2021 - LIBRARY BRICK REPAIR	20,000.00	0.00	20,000.00	0.00
2460-000-5700-0025	ATM 2023 - PLAYGROUND BAN PAYMENT	31,890.00	-945.00	30,945.00	2.96
2460-000-5700-0026	ATM 2023 - LIBRARY BAN PAYMENT	20,486.00	-20,486.00	0.00	100.00
2460-000-5780-0000	COMMUNITY PRESERVATION - ADMIN	5,000.00	-300.00	4,700.00	6.00
Total Group 2: Segment 2: Department	000 - unnamed	115,438.60	-21,731.00	93,707.60	18.82
Total Group 1: Segment 1: Fund	Code: 2460 - COMMUNITY PRESERVATION	115,438.60	-21,731.00	93,707.60	18.82
Group 1: Segment 1: Fund	Code: 2470 - LAW ENFORCEMENT TRUST				
Group 2: Segment 2: Department	000 - unnamed				
2470-000-5780-0000	LAW ENFORCEMENT TRUST	5,576.86	0.00	5,576.86	0.00
Total Group 2: Segment 2: Department	000 - unnamed	5,576.86	0.00	5,576.86	0.00
Total Group 1: Segment 1: Fund	Code: 2470 - LAW ENFORCEMENT TRUST	5,576.86	0.00	5,576.86	0.00
Group 1: Segment 1: Fund	Code: 2480 - COMMUNITY PLAYGROUND				
Group 2: Segment 2: Department	000 - unnamed				
2480-000-5780-0000	COMMUNITY PLAYGROUND	5,643.94	0.00	5,643.94	0.00

Group as: ****_**_****_****

Parameters: Fiscal Year: 2024 Start Date: 07/01/2023 end: 03/31/2024

Ledger History - Allocated Summary - Expenditure Ledger

Account Number	Name	Allocated	Expended	Ending	% Var.
Total Group 2: Segment 2: Department	000 - unnamed	5,643.94	0.00	5,643.94	0.00
Total Group 1: Segment 1: Fund	Code: 2480 - COMMUNITY PLAYGROUND	5,643.94	0.00	5,643.94	0.00
Group 1: Segment 1: Fund	Code: 2481 - HOLDEN HOSPITAL				
Group 2: Segment 2: Department	000 - unnamed				
2481-000-5780-0000	HOLDEN HOSPITAL	58,310.50	0.00	58,310.50	0.00
Total Group 2: Segment 2: Department	000 - unnamed	58,310.50	0.00	58,310.50	0.00
Total Group 1: Segment 1: Fund	Code: 2481 - HOLDEN HOSPITAL	58,310.50	0.00	58,310.50	0.00
Group 1: Segment 1: Fund	Code: 2482 - INFORMATION CENTER				
Group 2: Segment 2: Department	000 - unnamed				
2482-000-5780-0000	INFORMATION CENTER	314.55	0.00	314.55	0.00
Total Group 2: Segment 2: Department	000 - unnamed	314.55	0.00	314.55	0.00
Total Group 1: Segment 1: Fund	Code: 2482 - INFORMATION CENTER	314.55	0.00	314.55	0.00
Group 1: Segment 1: Fund	Code: 2483 - LIBRARY DOG FUND				
Group 2: Segment 2: Department	000 - unnamed				
2483-000-5780-0000	LIBRARY DOG FUND	20.62	-20.62	0.00	100.00
Total Group 2: Segment 2: Department	000 - unnamed	20.62	-20.62	0.00	100.00
Total Group 1: Segment 1: Fund	Code: 2483 - LIBRARY DOG FUND	20.62	-20.62	0.00	100.00
Group 1: Segment 1: Fund	Code: 2500 - STABILIZATION				
Group 2: Segment 2: Department	000 - unnamed				
2500-000-5961-0000	TRANSFER TO GENERAL FUND	592,053.79	0.00	592,053.79	0.00
Total Group 2: Segment 2: Department	000 - unnamed	592,053.79	0.00	592,053.79	0.00
Total Group 1: Segment 1: Fund	Code: 2500 - STABILIZATION	592,053.79	0.00	592,053.79	0.00
Group 1: Segment 1: Fund	Code: 2501 - CAPITAL STABILIZATION				
Group 2: Segment 2: Department	000 - unnamed				
2501-000-5961-0000	TRANSFER TO GENERAL FUND	193,282.80	0.00	193,282.80	0.00
Total Group 2: Segment 2: Department	000 - unnamed	193,282.80	0.00	193,282.80	0.00
Total Group 1: Segment 1: Fund	Code: 2501 - CAPITAL STABILIZATION	193,282.80	0.00	193,282.80	0.00
Group 1: Segment 1: Fund	Code: 2600 - AGRICULTURE DONATION				
Group 2: Segment 2: Department	000 - unnamed				
2600-000-5780-0000	AGRICULTURE DONATION	20.00	0.00	20.00	0.00
Total Group 2: Segment 2: Department	000 - unnamed	20.00	0.00	20.00	0.00
Total Group 1: Segment 1: Fund	Code: 2600 - AGRICULTURE DONATION	20.00	0.00	20.00	0.00
Group 1: Segment 1: Fund	Code: 2604 - CHESTE MOWREY FUND				
Group 2: Segment 2: Department	000 - unnamed				
2604-000-5780-0000	CHESTE MOWREY FUND	148.53	0.00	148.53	0.00
Total Group 2: Segment 2: Department	000 - unnamed	148.53	0.00	148.53	0.00
Total Group 1: Segment 1: Fund	Code: 2604 - CHESTE MOWREY FUND	148.53	0.00	148.53	0.00

Group as: ****_***_****_****

Parameters: Fiscal Year: 2024 Start Date: 07/01/2023 end: 03/31/2024

Ledger History - Allocated Summary - Expenditure Ledger

Account Number	Name	Allocated	Expended	Ending	% Var.
Group 1: Segment 1: Fund		Code: 2605 - COA DONATIONS			
Group 2: Segment 2: Department		000 - unnamed			
2605-000-5780-0000	COA DONATIONS	78,042.97	0.00	78,042.97	0.00
Total Group 2: Segment 2: Department		78,042.97	0.00	78,042.97	0.00
Total Group 1: Segment 1: Fund		78,042.97	0.00	78,042.97	0.00
Group 1: Segment 1: Fund		Code: 2609 - HISTORY DONATIONS			
Group 2: Segment 2: Department		000 - unnamed			
2609-000-5780-0000	HISTORY DONATIONS	2,028.00	0.00	2,028.00	0.00
Total Group 2: Segment 2: Department		2,028.00	0.00	2,028.00	0.00
Total Group 1: Segment 1: Fund		2,028.00	0.00	2,028.00	0.00
Group 1: Segment 1: Fund		Code: 2610 - LIBRARY DONATIONS			
Group 2: Segment 2: Department		000 - unnamed			
2610-000-5780-0000	LIBRARY DONATIONS	19,001.70	-2,562.25	16,439.45	13.48
Total Group 2: Segment 2: Department		19,001.70	-2,562.25	16,439.45	13.48
Total Group 1: Segment 1: Fund		19,001.70	-2,562.25	16,439.45	13.48
Group 1: Segment 1: Fund		Code: 2611 - MEMORIAL DAY DONATION			
Group 2: Segment 2: Department		000 - unnamed			
2611-000-5780-0000	MEMORIAL DAY DONATION	844.48	0.00	844.48	0.00
Total Group 2: Segment 2: Department		844.48	0.00	844.48	0.00
Total Group 1: Segment 1: Fund		844.48	0.00	844.48	0.00
Group 1: Segment 1: Fund		Code: 2612 - OPEN SPACE DONATION			
Group 2: Segment 2: Department		000 - unnamed			
2612-000-5780-0000	OPEN SPACE DONATION	448.34	0.00	448.34	0.00
Total Group 2: Segment 2: Department		448.34	0.00	448.34	0.00
Total Group 1: Segment 1: Fund		448.34	0.00	448.34	0.00
Group 1: Segment 1: Fund		Code: 2614 - PD GIFT ACCOUNT			
Group 2: Segment 2: Department		000 - unnamed			
2614-000-5780-0000	PD GIFT ACCOUNT	622.02	-211.65	410.37	34.03
Total Group 2: Segment 2: Department		622.02	-211.65	410.37	34.03
Total Group 1: Segment 1: Fund		622.02	-211.65	410.37	34.03
Group 1: Segment 1: Fund		Code: 2615 - RYDER PROPERTY DONATION			
Group 2: Segment 2: Department		000 - unnamed			
2615-000-5780-0000	RYDER PROPERTY DONATION	4,125.32	0.00	4,125.32	0.00
Total Group 2: Segment 2: Department		4,125.32	0.00	4,125.32	0.00
Total Group 1: Segment 1: Fund		4,125.32	0.00	4,125.32	0.00
Group 1: Segment 1: Fund		Code: 2616 - VETERANS MEMORIAL			
Group 2: Segment 2: Department		000 - unnamed			

Group as: ****_***_****_****

Parameters: Fiscal Year: 2024 Start Date: 07/01/2023 end: 03/31/2024

Ledger History - Allocated Summary - Expenditure Ledger

Account Number	Name	Allocated	Expended	Ending	% Var.
2616-000-5400-0000	VIETNAM MEMORIAL EXPENSES	1,927.00	-1,927.00	0.00	100.00
Total Group 2: Segment 2: Department	000 - unnamed	1,927.00	-1,927.00	0.00	100.00
Total Group 1: Segment 1: Fund	Code: 2616 - VETERANS MEMORIAL	1,927.00	-1,927.00	0.00	100.00
Group 1: Segment 1: Fund	Code: 2700 - BOH REVOLVING				
Group 2: Segment 2: Department	000 - unnamed				
2700-000-5780-0000	BOH REVOLVING - 25000	23,737.78	-5,807.00	17,930.78	24.46
Total Group 2: Segment 2: Department	000 - unnamed	23,737.78	-5,807.00	17,930.78	24.46
Total Group 1: Segment 1: Fund	Code: 2700 - BOH REVOLVING	23,737.78	-5,807.00	17,930.78	24.46
Group 1: Segment 1: Fund	Code: 2703 - CONSERVATION REVOLVING				
Group 2: Segment 2: Department	000 - unnamed				
2703-000-5780-0000	CONSERVATION REVOLVING - 3000	4,288.17	-421.00	3,867.17	9.82
Total Group 2: Segment 2: Department	000 - unnamed	4,288.17	-421.00	3,867.17	9.82
Total Group 1: Segment 1: Fund	Code: 2703 - CONSERVATION REVOLVING	4,288.17	-421.00	3,867.17	9.82
Group 1: Segment 1: Fund	Code: 2704 - DRIVEWAY PERMIT REVOLVING				
Group 2: Segment 2: Department	000 - unnamed				
2704-000-5780-0000	DPW TEMPORARY DRIVEWAY FUND REVOLVING - 45000	50,595.92	-15,000.00	35,595.92	29.65
Total Group 2: Segment 2: Department	000 - unnamed	50,595.92	-15,000.00	35,595.92	29.65
Total Group 1: Segment 1: Fund	Code: 2704 - DRIVEWAY PERMIT REVOLVING	50,595.92	-15,000.00	35,595.92	29.65
Group 1: Segment 1: Fund	Code: 2706 - GRAVE OPENINGS REVOLVING				
Group 2: Segment 2: Department	000 - unnamed				
2706-000-5780-0000	GRAVE OPENINGS REVOLVING - 10000	6,475.00	-2,900.00	3,575.00	44.79
Total Group 2: Segment 2: Department	000 - unnamed	6,475.00	-2,900.00	3,575.00	44.79
Total Group 1: Segment 1: Fund	Code: 2706 - GRAVE OPENINGS REVOLVING	6,475.00	-2,900.00	3,575.00	44.79
Group 1: Segment 1: Fund	Code: 2708 - LATE DOG FEES REVOLVING				
Group 2: Segment 2: Department	000 - unnamed				
2708-000-5780-0000	LATE DOG FEES REVOLVING - 5000	3,619.82	-499.00	3,120.82	13.79
Total Group 2: Segment 2: Department	000 - unnamed	3,619.82	-499.00	3,120.82	13.79
Total Group 1: Segment 1: Fund	Code: 2708 - LATE DOG FEES REVOLVING	3,619.82	-499.00	3,120.82	13.79
Group 1: Segment 1: Fund	Code: 2709 - MART REVOLVING				
Group 2: Segment 2: Department	000 - unnamed				
2709-000-5780-0000	MART REVOLVING - 35000	22,911.43	-17,532.64	5,378.79	76.52
Total Group 2: Segment 2: Department	000 - unnamed	22,911.43	-17,532.64	5,378.79	76.52
Total Group 1: Segment 1: Fund	Code: 2709 - MART REVOLVING	22,911.43	-17,532.64	5,378.79	76.52
Group 1: Segment 1: Fund	Code: 2710 - OPEN BURNING PERMIT REVOLVING				
Group 2: Segment 2: Department	000 - unnamed				
2710-000-5780-0000	OPEN BURNING PERMIT REVOLVING - 11000	9,493.96	-7,800.79	1,693.17	82.17
Total Group 2: Segment 2: Department	000 - unnamed	9,493.96	-7,800.79	1,693.17	82.17

Group as: ****_***_****_****

Parameters: Fiscal Year: 2024 Start Date: 07/01/2023 end: 03/31/2024

Ledger History - Allocated Summary - Expenditure Ledger

Account Number	Name	Allocated	Expended	Ending	% Var.
Total Group 1: Segment 1: Fund	Code: 2710 - OPEN BURNING PERMIT REVOLVING	9,493.96	-7,800.79	1,693.17	82.17
Group 1: Segment 1: Fund	Code: 2711 - PLANNING BD REVOLVING				
Group 2: Segment 2: Department	000 - unnamed				
2711-000-5780-0000	PLANNING BD REVOLVING - 10000	1,056.49	7,427.50	8,483.99	-703.04
Total Group 2: Segment 2: Department	000 - unnamed	1,056.49	7,427.50	8,483.99	-703.04
Total Group 1: Segment 1: Fund	Code: 2711 - PLANNING BD REVOLVING	1,056.49	7,427.50	8,483.99	-703.04
Group 1: Segment 1: Fund	Code: 2712 - PLUMBING & GAS INSPECTION REVOLVING				
Group 2: Segment 2: Department	000 - unnamed				
2712-000-5780-0000	PLUMBING & GAS INSPECTION REVOLVING - 20000	7,542.04	-5,438.71	2,103.33	72.11
Total Group 2: Segment 2: Department	000 - unnamed	7,542.04	-5,438.71	2,103.33	72.11
Total Group 1: Segment 1: Fund	Code: 2712 - PLUMBING & GAS INSPECTION	7,542.04	-5,438.71	2,103.33	72.11
Group 1: Segment 1: Fund	Code: 2714 - RECYCLING REVOLVING				
Group 2: Segment 2: Department	000 - unnamed				
2714-000-5780-0000	RECYCLING REVOLVING - 7500	4,433.08	-550.76	3,882.32	12.42
Total Group 2: Segment 2: Department	000 - unnamed	4,433.08	-550.76	3,882.32	12.42
Total Group 1: Segment 1: Fund	Code: 2714 - RECYCLING REVOLVING	4,433.08	-550.76	3,882.32	12.42
Group 1: Segment 1: Fund	Code: 2715 - SEPTIC REVOLVING				
Group 2: Segment 2: Department	000 - unnamed				
2715-000-5780-0000	SEPTIC REVOLVING - 20000	-4,307.25	-9,450.00	-13,757.25	-219.40
Total Group 2: Segment 2: Department	000 - unnamed	-4,307.25	-9,450.00	-13,757.25	-219.40
Total Group 1: Segment 1: Fund	Code: 2715 - SEPTIC REVOLVING	-4,307.25	-9,450.00	-13,757.25	-219.40
Group 1: Segment 1: Fund	Code: 2716 - SPECIAL EVENTS REVOLVING				
Group 2: Segment 2: Department	000 - unnamed				
2716-000-5780-0000	SPECIAL EVENTS REVOLVING - 50000	31,177.76	-4,518.34	26,659.42	14.49
Total Group 2: Segment 2: Department	000 - unnamed	31,177.76	-4,518.34	26,659.42	14.49
Total Group 1: Segment 1: Fund	Code: 2716 - SPECIAL EVENTS REVOLVING	31,177.76	-4,518.34	26,659.42	14.49
Group 1: Segment 1: Fund	Code: 2718 - WIRE INSPECTION REVOLVING				
Group 2: Segment 2: Department	000 - unnamed				
2718-000-5780-0000	WIRE INSPECTION REVOLVING - 20000	28,430.45	-18,424.81	10,005.64	64.81
Total Group 2: Segment 2: Department	000 - unnamed	28,430.45	-18,424.81	10,005.64	64.81
Total Group 1: Segment 1: Fund	Code: 2718 - WIRE INSPECTION REVOLVING	28,430.45	-18,424.81	10,005.64	64.81
Group 1: Segment 1: Fund	Code: 2719 - PARKS AND RECREATIN REVOLVING				
Group 2: Segment 2: Department	000 - unnamed				
2719-000-5780-0000	PARK AND REC REVOLVING	4.38	0.00	4.38	0.00
Total Group 2: Segment 2: Department	000 - unnamed	4.38	0.00	4.38	0.00
Total Group 1: Segment 1: Fund	Code: 2719 - PARKS AND RECREATIN	4.38	0.00	4.38	0.00
Group 1: Segment 1: Fund	Code: 2760 - TITLE V				

Group as: ****_***_****_****

Parameters: Fiscal Year: 2024 Start Date: 07/01/2023 end: 03/31/2024

Ledger History - Allocated Summary - Expenditure Ledger

Account Number	Name	Allocated	Expended	Ending	% Var.
Group 2: Segment 2: Department	000 - unnamed				
2760-000-5780-0000	TITLE V	141,879.43	-53,500.00	88,379.43	37.71
Total Group 2: Segment 2: Department	000 - unnamed	141,879.43	-53,500.00	88,379.43	37.71
Total Group 1: Segment 1: Fund	Code: 2760 - TITLE V	141,879.43	-53,500.00	88,379.43	37.71
Group 1: Segment 1: Fund	Code: 2902 - POLICE VEST GRANT				
Group 2: Segment 2: Department	000 - unnamed				
2902-000-5780-0000	POLICE VEST GRANT	-898.01	0.00	-898.01	0.00
Total Group 2: Segment 2: Department	000 - unnamed	-898.01	0.00	-898.01	0.00
Total Group 1: Segment 1: Fund	Code: 2902 - POLICE VEST GRANT	-898.01	0.00	-898.01	0.00
Group 1: Segment 1: Fund	Code: 2904 - WRAP GRANT				
Group 2: Segment 2: Department	000 - unnamed				
2904-000-5200-0000	WRAP EXPENSE	2,123.33	0.00	2,123.33	0.00
Total Group 2: Segment 2: Department	000 - unnamed	2,123.33	0.00	2,123.33	0.00
Total Group 1: Segment 1: Fund	Code: 2904 - WRAP GRANT	2,123.33	0.00	2,123.33	0.00
Group 1: Segment 1: Fund	Code: 2905 - DPW ROOF				
Group 2: Segment 2: Department	000 - unnamed				
2905-000-5400-0000	DPW ROOF GRANT	50,000.00	-50,000.00	0.00	100.00
Total Group 2: Segment 2: Department	000 - unnamed	50,000.00	-50,000.00	0.00	100.00
Total Group 1: Segment 1: Fund	Code: 2905 - DPW ROOF	50,000.00	-50,000.00	0.00	100.00
Group 1: Segment 1: Fund	Code: 2919 - COVID 19				
Group 2: Segment 2: Department	000 - unnamed				
2919-000-5400-0000	SUPPLIES	-142,801.58	0.00	-142,801.58	0.00
Total Group 2: Segment 2: Department	000 - unnamed	-142,801.58	0.00	-142,801.58	0.00
Total Group 1: Segment 1: Fund	Code: 2919 - COVID 19	-142,801.58	0.00	-142,801.58	0.00
Group 1: Segment 1: Fund	Code: 2921 - ARPA FUNDS				
Group 2: Segment 2: Department	000 - unnamed				
2921-000-5200-0000	ARPA SERVICE	389,609.60	-296,976.45	92,633.15	76.22
Total Group 2: Segment 2: Department	000 - unnamed	389,609.60	-296,976.45	92,633.15	76.22
Total Group 1: Segment 1: Fund	Code: 2921 - ARPA FUNDS	389,609.60	-296,976.45	92,633.15	76.22
Group 1: Segment 1: Fund	Code: 2930 - ECONOMIC DEVELOPMENT GRANT				
Group 2: Segment 2: Department	000 - unnamed				
2930-000-5780-0000	ECONOMIC DEVELOPMENT GRANT	1,124.00	0.00	1,124.00	0.00
Total Group 2: Segment 2: Department	000 - unnamed	1,124.00	0.00	1,124.00	0.00
Total Group 1: Segment 1: Fund	Code: 2930 - ECONOMIC DEVELOPMENT GRANT	1,124.00	0.00	1,124.00	0.00
Group 1: Segment 1: Fund	Code: 2931 - ELECTION GRANT				
Group 2: Segment 2: Department	000 - unnamed				
2931-000-5780-0000	ELECTION GRANT	1,774.36	-736.00	1,038.36	41.48

Group as: ****_**_****_****

Parameters: Fiscal Year: 2024 Start Date: 07/01/2023 end: 03/31/2024

Ledger History - Allocated Summary - Expenditure Ledger

Account Number	Name	Allocated	Expended	Ending	% Var.
Total Group 2: Segment 2: Department	000 - unnamed	1,774.36	-736.00	1,038.36	41.48
Total Group 1: Segment 1: Fund	Code: 2931 - ELECTION GRANT	1,774.36	-736.00	1,038.36	41.48
Group 1: Segment 1: Fund	Code: 2933 - COMMUNITY COMPACT IT				
Group 2: Segment 2: Department	000 - unnamed				
2933-000-5780-0000	COMMUNITY COMPACT IT	76,500.00	0.00	76,500.00	0.00
Total Group 2: Segment 2: Department	000 - unnamed	76,500.00	0.00	76,500.00	0.00
Total Group 1: Segment 1: Fund	Code: 2933 - COMMUNITY COMPACT IT	76,500.00	0.00	76,500.00	0.00
Group 1: Segment 1: Fund	Code: 2934 - OWL GRANT				
Group 2: Segment 2: Department	000 - unnamed				
2934-000-5400-0000	MEGA GRANT EXPENSE	0.00	-1,198.00	-1,198.00	0.00
Total Group 2: Segment 2: Department	000 - unnamed	0.00	-1,198.00	-1,198.00	n/a
Total Group 1: Segment 1: Fund	Code: 2934 - OWL GRANT	0.00	-1,198.00	-1,198.00	n/a
Group 1: Segment 1: Fund	Code: 2952 - DARE GRANT				
Group 2: Segment 2: Department	000 - unnamed				
2952-000-5780-0000	DARE GRANT	0.00	-2,050.00	-2,050.00	0.00
Total Group 2: Segment 2: Department	000 - unnamed	0.00	-2,050.00	-2,050.00	n/a
Total Group 1: Segment 1: Fund	Code: 2952 - DARE GRANT	0.00	-2,050.00	-2,050.00	n/a
Group 1: Segment 1: Fund	Code: 2953 - FIRE SAFETY GRANT				
Group 2: Segment 2: Department	000 - unnamed				
2953-000-5780-0000	FIRE SAFETY GRANT	0.00	-500.00	-500.00	0.00
Total Group 2: Segment 2: Department	000 - unnamed	0.00	-500.00	-500.00	n/a
Total Group 1: Segment 1: Fund	Code: 2953 - FIRE SAFETY GRANT	0.00	-500.00	-500.00	n/a
Group 1: Segment 1: Fund	Code: 2954 - FIRE TRAINING GRANT				
Group 2: Segment 2: Department	000 - unnamed				
2954-000-5780-0000	FIRE TRAINING GRANT	1,190.43	-1,177.58	12.85	98.92
Total Group 2: Segment 2: Department	000 - unnamed	1,190.43	-1,177.58	12.85	98.92
Total Group 1: Segment 1: Fund	Code: 2954 - FIRE TRAINING GRANT	1,190.43	-1,177.58	12.85	98.92
Group 1: Segment 1: Fund	Code: 2956 - GREEN COMMUNITY				
Group 2: Segment 2: Department	000 - unnamed				
2956-000-5400-0000	GREEN COMMUNITY SUPPLIES	-32,150.68	32,150.68	0.00	100.00
Total Group 2: Segment 2: Department	000 - unnamed	-32,150.68	32,150.68	0.00	100.00
Total Group 1: Segment 1: Fund	Code: 2956 - GREEN COMMUNITY	-32,150.68	32,150.68	0.00	100.00
Group 1: Segment 1: Fund	Code: 2957 - BARRE SAV - COA GRANT				
Group 2: Segment 2: Department	000 - unnamed				
2957-000-5700-0000	BARRE SAVINGS COA GRANT	3,000.00	0.00	3,000.00	0.00
Total Group 2: Segment 2: Department	000 - unnamed	3,000.00	0.00	3,000.00	0.00
Total Group 1: Segment 1: Fund	Code: 2957 - BARRE SAV - COA GRANT	3,000.00	0.00	3,000.00	0.00

Group as: ****_**_****_****

Parameters: Fiscal Year: 2024 Start Date: 07/01/2023 end: 03/31/2024

Ledger History - Allocated Summary - Expenditure Ledger

Account Number	Name	Allocated	Expended	Ending	% Var.
Group 1: Segment 1: Fund		Code: 2980 - CCP GRANT			
Group 2: Segment 2: Department		000 - unnamed			
2980-000-5780-0000	CCP GRANT	-2,925.00	0.00	-2,925.00	0.00
Total Group 2: Segment 2: Department		000 - unnamed	-2,925.00	0.00	0.00
Total Group 1: Segment 1: Fund		Code: 2980 - CCP GRANT			
		-2,925.00	0.00	-2,925.00	0.00
Group 1: Segment 1: Fund		Code: 2990 - ARTS CULTURAL COUNCIL			
Group 2: Segment 2: Department		000 - unnamed			
2990-000-5780-0000	ARTS CULTURAL COUNCIL	12,705.10	-5,371.27	7,333.83	42.28
Total Group 2: Segment 2: Department		000 - unnamed	12,705.10	-5,371.27	42.28
Total Group 1: Segment 1: Fund		Code: 2990 - ARTS CULTURAL COUNCIL			
		12,705.10	-5,371.27	7,333.83	42.28
Group 1: Segment 1: Fund		Code: 2991 - ELDER FORMULA GRANT			
Group 2: Segment 2: Department		000 - unnamed			
2991-000-5780-0000	ELDER FORMULA GRANT	18,272.91	-699.41	17,573.50	3.83
Total Group 2: Segment 2: Department		000 - unnamed	18,272.91	-699.41	3.83
Total Group 1: Segment 1: Fund		Code: 2991 - ELDER FORMULA GRANT			
		18,272.91	-699.41	17,573.50	3.83
Group 1: Segment 1: Fund		Code: 2992 - LIBRARY STATE AID			
Group 2: Segment 2: Department		000 - unnamed			
2992-000-5780-0000	LIBRARY STATE AID	46,272.90	-4,816.66	41,456.24	10.41
Total Group 2: Segment 2: Department		000 - unnamed	46,272.90	-4,816.66	10.41
Total Group 1: Segment 1: Fund		Code: 2992 - LIBRARY STATE AID			
		46,272.90	-4,816.66	41,456.24	10.41
Group 1: Segment 1: Fund		Code: 2993 - SENIOR BUILDING			
Group 2: Segment 2: Department		000 - unnamed			
2993-000-5780-0000	SENIOR BUILDING	5,345.57	-2,693.73	2,651.84	50.39
Total Group 2: Segment 2: Department		000 - unnamed	5,345.57	-2,693.73	50.39
Total Group 1: Segment 1: Fund		Code: 2993 - SENIOR BUILDING			
		5,345.57	-2,693.73	2,651.84	50.39
Group 1: Segment 1: Fund		Code: 2996 - STRUCTURAL FIREFIGHTER GEAR			
Group 2: Segment 2: Department		000 - unnamed			
2996-000-5400-0000	FIREFIGHTER	0.00	0.00	0.00	0.00
Total Group 2: Segment 2: Department		000 - unnamed	0.00	0.00	0.00
Total Group 1: Segment 1: Fund		Code: 2996 - STRUCTURAL FIREFIGHTER GEAR			
		0.00	0.00	0.00	0.00
Group 1: Segment 1: Fund		Code: 2997 - GFA - COA NEWS LTR			
Group 2: Segment 2: Department		000 - unnamed			
2997-000-5400-0000	SUPPLIES - GFA COA NEWS LTR	267.90	0.00	267.90	0.00
Total Group 2: Segment 2: Department		000 - unnamed	267.90	0.00	0.00
Total Group 1: Segment 1: Fund		Code: 2997 - GFA - COA NEWS LTR			
		267.90	0.00	267.90	0.00
Group 1: Segment 1: Fund		Code: 3000 - CHAPTER 90/COMPLETE STREETS			
Group 2: Segment 2: Department		000 - unnamed			

Group as: ****_***_****_****

Parameters: Fiscal Year: 2024 Start Date: 07/01/2023 end: 03/31/2024

Ledger History - Allocated Summary - Expenditure Ledger

Account Number	Name	Allocated	Expended	Ending	% Var.
3000-000-5890-0000	CHAPTER 90	440,374.45	-424,173.08	16,201.37	96.32
Total Group 2: Segment 2: Department	000 - unnamed	440,374.45	-424,173.08	16,201.37	96.32
Total Group 1: Segment 1: Fund	Code: 3000 - CHAPTER 90/COMPLETE STREETS	440,374.45	-424,173.08	16,201.37	96.32
Group 1: Segment 1: Fund	Code: 3002 - SCHOOL ROOF				
Group 2: Segment 2: Department	000 - unnamed				
3002-000-5890-0000	SCHOOL ROOF PROJECT	191,334.71	0.00	191,334.71	0.00
Total Group 2: Segment 2: Department	000 - unnamed	191,334.71	0.00	191,334.71	0.00
Total Group 1: Segment 1: Fund	Code: 3002 - SCHOOL ROOF	191,334.71	0.00	191,334.71	0.00
Group 1: Segment 1: Fund	Code: 5300 - EVERGREEN CEMETERY TRUST				
Group 2: Segment 2: Department	000 - unnamed				
5300-000-5780-0000	EVERGREEN CEMETERY TRUST	12,211.21	-175.00	12,036.21	1.43
Total Group 2: Segment 2: Department	000 - unnamed	12,211.21	-175.00	12,036.21	1.43
Total Group 1: Segment 1: Fund	Code: 5300 - EVERGREEN CEMETERY TRUST	12,211.21	-175.00	12,036.21	1.43
Group 1: Segment 1: Fund	Code: 5301 - CLARK CEMETERY TRUST				
Group 2: Segment 2: Department	000 - unnamed				
5301-000-5780-0000	CLARK CEMETERY TRUST	1,338.67	0.00	1,338.67	0.00
Total Group 2: Segment 2: Department	000 - unnamed	1,338.67	0.00	1,338.67	0.00
Total Group 1: Segment 1: Fund	Code: 5301 - CLARK CEMETERY TRUST	1,338.67	0.00	1,338.67	0.00
Group 1: Segment 1: Fund	Code: 5302 - FOREST HILL CEMETERY TRUST				
Group 2: Segment 2: Department	000 - unnamed				
5302-000-5780-0000	FOREST HILL CEMETERY TRUST	808.58	0.00	808.58	0.00
Total Group 2: Segment 2: Department	000 - unnamed	808.58	0.00	808.58	0.00
Total Group 1: Segment 1: Fund	Code: 5302 - FOREST HILL CEMETERY TRUST	808.58	0.00	808.58	0.00
Group 1: Segment 1: Fund	Code: 5303 - WARREN CEMETERY TRUST				
Group 2: Segment 2: Department	000 - unnamed				
5303-000-5780-0000	WARREN CEMETERY TRUST	4,301.32	0.00	4,301.32	0.00
Total Group 2: Segment 2: Department	000 - unnamed	4,301.32	0.00	4,301.32	0.00
Total Group 1: Segment 1: Fund	Code: 5303 - WARREN CEMETERY TRUST	4,301.32	0.00	4,301.32	0.00
Group 1: Segment 1: Fund	Code: 5304 - PINE GROVE CEMETERY TRUST				
Group 2: Segment 2: Department	000 - unnamed				
5304-000-5780-0000	PINE GROVE CEMETERY TRUST	9,073.11	0.00	9,073.11	0.00
Total Group 2: Segment 2: Department	000 - unnamed	9,073.11	0.00	9,073.11	0.00
Total Group 1: Segment 1: Fund	Code: 5304 - PINE GROVE CEMETERY TRUST	9,073.11	0.00	9,073.11	0.00
Group 1: Segment 1: Fund	Code: 5305 - RURAL GLENN CEMETERY TRUST				
Group 2: Segment 2: Department	000 - unnamed				
5305-000-5780-0000	RURAL GLENN CEMETERY TRUST	15,310.25	-250.00	15,060.25	1.63
Total Group 2: Segment 2: Department	000 - unnamed	15,310.25	-250.00	15,060.25	1.63

Group as: ****_***_****_****

Parameters: Fiscal Year: 2024 Start Date: 07/01/2023 end: 03/31/2024

Ledger History - Allocated Summary - Expenditure Ledger

Account Number	Name	Allocated	Expended	Ending	% Var.
Total Group 1: Segment 1: Fund	Code: 5305 - RURAL GLENN CEMETERY TRUST	15,310.25	-250.00	15,060.25	1.63
Group 1: Segment 1: Fund	Code: 5306 - BROOKSIDE CEMETERY TRUST				
Group 2: Segment 2: Department	000 - unnamed				
5306-000-5780-0000	BROOKSIDE CEMETERY TRUST	70,250.44	0.00	70,250.44	0.00
Total Group 2: Segment 2: Department	000 - unnamed	70,250.44	0.00	70,250.44	0.00
Total Group 1: Segment 1: Fund	Code: 5306 - BROOKSIDE CEMETERY TRUST	70,250.44	0.00	70,250.44	0.00
Group 1: Segment 1: Fund	Code: 5307 - GREENWOOD CEMETERY TRUST				
Group 2: Segment 2: Department	000 - unnamed				
5307-000-5780-0000	GREENWOOD CEMETERY TRUST	12,513.81	0.00	12,513.81	0.00
Total Group 2: Segment 2: Department	000 - unnamed	12,513.81	0.00	12,513.81	0.00
Total Group 1: Segment 1: Fund	Code: 5307 - GREENWOOD CEMETERY TRUST	12,513.81	0.00	12,513.81	0.00
Group 1: Segment 1: Fund	Code: 5308 - LOVEWELL CEMETERY TRUST				
Group 2: Segment 2: Department	000 - unnamed				
5308-000-5780-0000	LOVEWELL CEMETERY TRUST	754.22	0.00	754.22	0.00
Total Group 2: Segment 2: Department	000 - unnamed	754.22	0.00	754.22	0.00
Total Group 1: Segment 1: Fund	Code: 5308 - LOVEWELL CEMETERY TRUST	754.22	0.00	754.22	0.00
Group 1: Segment 1: Fund	Code: 5309 - BROOKSIDE SALE OF LOTS				
Group 2: Segment 2: Department	000 - unnamed				
5309-000-5780-0000	BROOKSIDE SALE OF LOTS	27,977.51	0.00	27,977.51	0.00
Total Group 2: Segment 2: Department	000 - unnamed	27,977.51	0.00	27,977.51	0.00
Total Group 1: Segment 1: Fund	Code: 5309 - BROOKSIDE SALE OF LOTS	27,977.51	0.00	27,977.51	0.00
Group 1: Segment 1: Fund	Code: 5310 - NEW LAND CEMETERY TRUST				
Group 2: Segment 2: Department	000 - unnamed				
5310-000-5780-0000	NEW LAND CEMETERY TRUST	1,099.65	0.00	1,099.65	0.00
Total Group 2: Segment 2: Department	000 - unnamed	1,099.65	0.00	1,099.65	0.00
Total Group 1: Segment 1: Fund	Code: 5310 - NEW LAND CEMETERY TRUST	1,099.65	0.00	1,099.65	0.00
Group 1: Segment 1: Fund	Code: 8500 - C. FAIRMAN COMMON TRUST				
Group 2: Segment 2: Department	000 - unnamed				
8500-000-5780-0000	C. FAIRMAN COMMON TRUST	8,527.21	0.00	8,527.21	0.00
Total Group 2: Segment 2: Department	000 - unnamed	8,527.21	0.00	8,527.21	0.00
Total Group 1: Segment 1: Fund	Code: 8500 - C. FAIRMAN COMMON TRUST	8,527.21	0.00	8,527.21	0.00
Group 1: Segment 1: Fund	Code: 8501 - FREETOWN LIBRARY TRUST				
Group 2: Segment 2: Department	000 - unnamed				
8501-000-5780-0000	FREETOWN LIBRARY TRUST	26,471.18	-26,334.51	136.67	99.48
Total Group 2: Segment 2: Department	000 - unnamed	26,471.18	-26,334.51	136.67	99.48
Total Group 1: Segment 1: Fund	Code: 8501 - FREETOWN LIBRARY TRUST	26,471.18	-26,334.51	136.67	99.48
Group 1: Segment 1: Fund	Code: 8502 - BUFFUM LIBRARY TRUST				

Group as: ****_***_****_****

Parameters: Fiscal Year: 2024 Start Date: 07/01/2023 end: 03/31/2024

Ledger History - Allocated Summary - Expenditure Ledger

Account Number	Name	Allocated	Expended	Ending	% Var.
Group 2: Segment 2: Department	000 - unnamed				
8502-000-5780-0000	BUFFUM LIBRARY TRUST	6,054.96	0.00	6,054.96	0.00
Total Group 2: Segment 2: Department	000 - unnamed	6,054.96	0.00	6,054.96	0.00
Total Group 1: Segment 1: Fund	Code: 8502 - BUFFUM LIBRARY TRUST	6,054.96	0.00	6,054.96	0.00
Group 1: Segment 1: Fund	Code: 8503 - CHURCH LIBRARY TRUST				
Group 2: Segment 2: Department	000 - unnamed				
8503-000-5780-0000	CHURCH LIBRARY TRUST	4,091.66	0.00	4,091.66	0.00
Total Group 2: Segment 2: Department	000 - unnamed	4,091.66	0.00	4,091.66	0.00
Total Group 1: Segment 1: Fund	Code: 8503 - CHURCH LIBRARY TRUST	4,091.66	0.00	4,091.66	0.00
Group 1: Segment 1: Fund	Code: 8504 - CLARK LIBRARY TRUST				
Group 2: Segment 2: Department	000 - unnamed				
8504-000-5780-0000	CLARK LIBRARY TRUST	2,202.01	0.00	2,202.01	0.00
Total Group 2: Segment 2: Department	000 - unnamed	2,202.01	0.00	2,202.01	0.00
Total Group 1: Segment 1: Fund	Code: 8504 - CLARK LIBRARY TRUST	2,202.01	0.00	2,202.01	0.00
Group 1: Segment 1: Fund	Code: 8505 - HONOR ROLL FUND				
Group 2: Segment 2: Department	000 - unnamed				
8505-000-5780-0000	HONOR ROLL FUND	4,065.92	0.00	4,065.92	0.00
Total Group 2: Segment 2: Department	000 - unnamed	4,065.92	0.00	4,065.92	0.00
Total Group 1: Segment 1: Fund	Code: 8505 - HONOR ROLL FUND	4,065.92	0.00	4,065.92	0.00
Group 1: Segment 1: Fund	Code: 8506 - HUBBARDSTON COMM PARK FUND				
Group 2: Segment 2: Department	000 - unnamed				
8506-000-5780-0000	HUBBARDSTON COMM PARK FUND	4,671.40	-1,827.00	2,844.40	39.11
Total Group 2: Segment 2: Department	000 - unnamed	4,671.40	-1,827.00	2,844.40	39.11
Total Group 1: Segment 1: Fund	Code: 8506 - HUBBARDSTON COMM PARK FUND	4,671.40	-1,827.00	2,844.40	39.11
Group 1: Segment 1: Fund	Code: 8507 - C.A.S.H - SCHOLARSHIP				
Group 2: Segment 2: Department	000 - unnamed				
8507-000-5780-0000	SCHOLARSHIP FUND	71,006.87	-4,000.00	67,006.87	5.63
Total Group 2: Segment 2: Department	000 - unnamed	71,006.87	-4,000.00	67,006.87	5.63
Total Group 1: Segment 1: Fund	Code: 8507 - C.A.S.H - SCHOLARSHIP	71,006.87	-4,000.00	67,006.87	5.63
Group 1: Segment 1: Fund	Code: 8508 - HUBBARDSTON PRESERVATION TRUST				
Group 2: Segment 2: Department	000 - unnamed				
8508-000-5780-0000	HUBBARDSTON PRESERVATION TRUST	15,366.06	0.00	15,366.06	0.00
Total Group 2: Segment 2: Department	000 - unnamed	15,366.06	0.00	15,366.06	0.00
Total Group 1: Segment 1: Fund	Code: 8508 - HUBBARDSTON PRESERVATION	15,366.06	0.00	15,366.06	0.00
Group 1: Segment 1: Fund	Code: 8510 - HUBBARDSTON SCHOOL FUND				
Group 2: Segment 2: Department	000 - unnamed				
8510-000-5780-0000	HUBBARDSTON SCHOOL FUND	11,976.84	0.00	11,976.84	0.00

Group as: ****_**_****_****

Parameters: Fiscal Year: 2024 Start Date: 07/01/2023 end: 03/31/2024

Ledger History - Allocated Summary - Expenditure Ledger

Account Number	Name	Allocated	Expended	Ending	% Var.
Total Group 2: Segment 2: Department	000 - unnamed	11,976.84	0.00	11,976.84	0.00
Total Group 1: Segment 1: Fund	Code: 8510 - HUBBARDSTON SCHOOL FUND	11,976.84	0.00	11,976.84	0.00
Group 1: Segment 1: Fund	Code: 8511 - GB SCHOLARSHIP FUND				
Group 2: Segment 2: Department	000 - unnamed				
8511-000-5780-0000	GB SCHOLARSHIP FUND	45,647.39	0.00	45,647.39	0.00
Total Group 2: Segment 2: Department	000 - unnamed	45,647.39	0.00	45,647.39	0.00
Total Group 1: Segment 1: Fund	Code: 8511 - GB SCHOLARSHIP FUND	45,647.39	0.00	45,647.39	0.00
	195 Account(s) totaling:	13,901,151.49	-9,307,015.90	4,594,135.59	66.95